

Spiral or straight polyurethane hose, completely assembled with DN 7.6 safety coupling and steel plugs.

Coupling

Safety coupling made of steel / nickel-plated brass for high flow rates, specially designed for all applications susceptible to severe mechanical wear.

Strong, impact and vibration-resistant design for demanding environments.

Polyurethane hose

Extremely flexible spiral hose with excellent kink resistance and insensitive to dirt.

Combines high tear, tensile and impact strength with a long service life and optimal ageing qualities.

This hose is additionally characterised by outstanding resistance to abrasion and resistance to UV.

Not suitable for direct attachment to pulsating tools.

We recommend using our vibration dampers, according to ISO 6150 § 7.1.

Medium temperature	-20 °C to 60 °C
Ambient temperature	-20 °C to 60 °C
Shore hardness	95A ± 2A
Burst pressure	25 bar (at 20 °C)
Glass transition temperature	-39 °C

Spiral hose and coupling kit, with safety couplings DN 7.6

Art. No.	Type No.	Coil O.D mm	Hose size mm	Operating pressure max. bar	Service length max. m	Weight g/m
113487	SP 246-102	52	10x6.5	10	2.0	55.0
113488	SP 246-104	52	10x6.5	10	4.0	55.0
113489	SP 246-106	52	10x6.5	10	6.0	55.0
113490	SP 246-108	52	10x6.5	10	8.0	55.0
113491	SP 246-122	65	12x8	10	2.0	77.0
113492	SP 246-124	65	12x8	10	4.0	77.0
113493	SP 246-126	65	12x8	10	6.0	77.0
113494	SP 246-128	65	12x8	10	8.0	77.0

PUR hose and coupling kit, with straight hose and DN 7.6 safety coupling

Art. No.	Type No.	Hose size mm	Operating pressure max. bar	Service length m	Weight g/m
113499	SKS 248.1210	12x8	16	10.0	55.0
113500	SKS 248.1215	12x8	16	15.0	55.0
113501	SKS 248.1610	16x11	16	10.0	55.0
113502	SKS 248.1615	16x11	16	15.0	55.0



SP 246-104



SKS 248.1210

Stems for couplings DN 7.2 - DN 7.8, hardened and galvanised steel

Art. No.	Type No.	Designation	L mm	a/f mm	D mm
107371	244.907	Stem, I.D. 6	41.5	-	13.0
107372	244.908	Stem, I.D. 8	44.5	-	13.0
107373	244.908-9	Stem, I.D. 9	44.5	-	13.0
107374	244.908-10	Stem, I.D. 10	44.5	-	13.0
107375	244.909	Stem, I.D. 13	44.5	-	17.0

Plugs for couplings DN 7.2 - DN 7.8, hardened and galvanised steel, male threaded, PTFE coated

Art. No.	Type No.	Designation	L mm	a/f mm	D mm
107376	244.900	Plug R 1/8 male	35.0	13	-
107377	244.901	Plug R 1/4 male	38.5	14	-
107378	244.902	Plug R 3/8 male	40.5	17	-
107379	244.903	Plug R 1/2 male	47.0	22	-

Plugs for couplings DN 7.2 - DN 7.8, hardened and galvanised steel, female

Art. No.	Type No.	Designation	L mm	a/f mm	D mm
107380	244.904-1	Plug G 1/8 female	30.5	13	-
107381	244.904	Plug G 1/4 female	36.0	17	-
107382	244.905	Plug G 3/8 female	37.5	20	-
107383	244.906	Plug G 1/2 female	41.5	27	-

Plugs for couplings DN 7.2 - DN 7.8, hardened and galvanised steel, »stream line«

Art. No.	Type No.	Designation	L mm	a/f mm	D mm
107384	244.914	Plug for hose 10x6.5	44.3	16	-
107385	244.915	Plug for hose 12x8	47.3	19	-
107386	244.916	Plug for hose 13.5x9.5	49.5	21	-
107387	244.917	Plug for hose 16x11	55.5	24	-



244.908



244.902



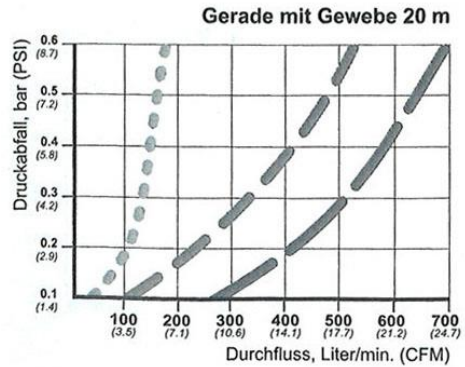
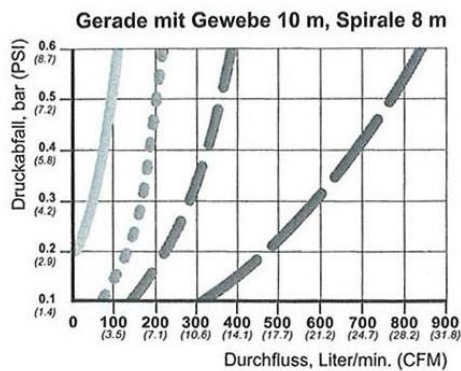
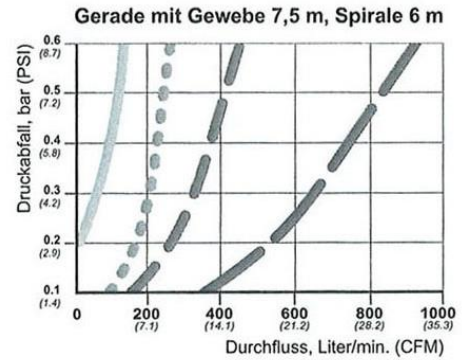
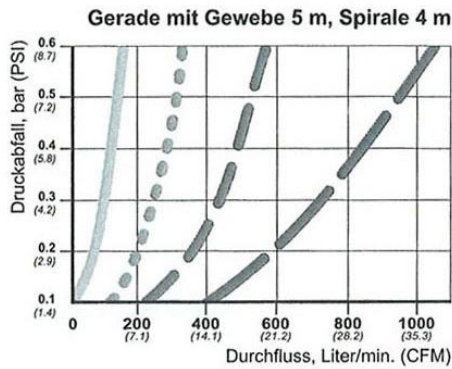
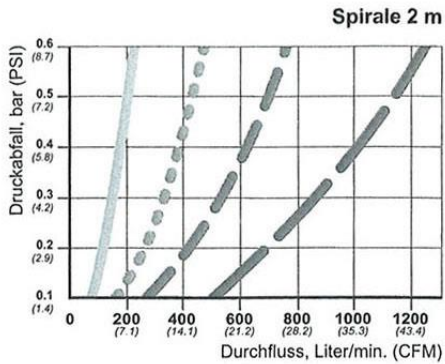
244.905



244.917

Luftstrom

-  Schlauch 5 x 8 mm
-  Schlauch 6,5 x 8 mm
-  Schlauch 8 x 12 mm
-  Schlauch 11 x 16 mm



Essential conditions for secured application of hose assemblies**1. Selection of hose and fittings according demand (specification) by medium and application (working circumstances).**

- Particles of liquid or solid agents may physically penetrate, respectively cause chemical reactions.
- Physical effects: causing change in volume of the hose material, consequently causing a change in its characteristics i.e. hardness, tensile strength, elongation.
- Chemical effects: causing change in chemical construction of hose material, causing change in properties (e.g.: plasticizers or ageing-protectors are decomposed causing possible spill or leakage).
- The permitted working pressure and vacuum are not to be exceeded.
- The permitted working temperature in interdependence with the medium is not to be exceeded.
- In case of abrasion always consider wear and tear, and regular checking of the hose is required.
- Hose assemblies may, in the process of use, never absorb dangerous electrical charges and where applicable the electrical resistance (measured over the hose from fitting to fitting) may not exceed the value of $10^6\Omega$.
- The indicated overpressure on the plastic spiral hoses refers to a short-term pressure at 20°C. Multiple overpressure usage will lead to a weakened hose and will also reduce the lifetime of the hose.

2. Professional assembly

- The selection of hose and fittings must be made in correct sizes and attuned to each other.
- Assemblies of fittings may only be executed by experts and is always subjected to prevailing directives.

3. Correct storage

- Always keep the hoses dry and clean.
- Avoid influences from radiation of Ultra Violet and sunshine.
- Store tension free and kink free.
- Avoid temperatures under -10°C and over 30°C.

4. Correct utilization

- Hose-assemblies must always be installed accessible for persons, in its natural position and unobstructed. Take into account that hoses under vacuum suffer from decrease in length, under pressure change in length and diameter will occur (non-reinforced PVC spiral hoses may elongate till 40% of its original length when maximum working pressure is applied).
- Hose-lengths may, in essence, not be claimed on their ability of torsion, elongation and pulling strength.
- Hose lengths may not be put under torsion, compression and extension.
- Hose lengths may not be bended below its bending radius, especially not behind its fittings.
- Hose lengths must be protected against exterior mechanical- thermal- or chemical affection.
- When required inspect and check electrical resistance of the hose lengths.

5. Registration of procedure of instructions meeting regular education of employees. Readiness and use of appropriate personal safety equipments.

- To operate hose-lengths safely it is necessary to implement technical, personal and organisational measures for protection. Preference must be given to the technical and organisational measures. Should these not avoid all dangers, effective personal safety equipment must be provided and used.

6. Regular inspections

- Hose-assemblies must be inspected by an expert prior to putting into use. Regular inspections are recommended then-after.
- Essential details of inspections should be:
 - Visual inspection of the hose:
 - sufficiently cleaned before inspection
 - kinks, bruises, deformations
 - chemical porosity or mechanical damage to inner tube and/or cover
 - damage, deformation or corrosion to the fittings
 - damage, deformation or missing of seals and washers
 - Pressure test, leak proof tests:
 - pores, leaks, kinks, bruises, blisters, deformations
 - unacceptable elongation, overextended torsion
 - leakage in hose-connection or fitting(s)
 - Inspection of electrical conductivity:
 - Testing results must be documented

Quelle: BG Chemie Merkblatt T002

→ Please note the following safety notice for the plugs with thread sealing coating:

Because of the ignorance which thread types, dimensions, materials, pairings and surfaces are prevailing, it is necessary to perform appropriate control tests of the desired function before a general application or a use in serial production under the respective practical conditions to convince themselves.

Any further claims, in particular the liability for consequential damages, are excluded.

Installation location

The installation location of the quick-connect coupling must be selected so that the health of the person operating it cannot be harmed by sources of danger in the immediate surroundings, e.g. from slipping, jamming, contaminating or burning.

Low pressure applications

Threads for low-pressure applications are, if series-related no corresponding coatings or sealing rings are present, to be provided with suitable sealing materials, such as a PTFE belt or liquid sealing agent. Here the resistance to the flowing medium must be paid attention to.

Service manual

Quick-connect couplings are predominantly maintenance-free, if used in standard applications and handled carefully. The selection of the quick-connect coupling must be compatible with the intended purpose of use and material. Depending on the operating conditions it is recommended to provide the following points during maintenance:

External visual inspection with dirt in the functioning area of coupling and plug (seal area, control elements) these must be cleaned. The following distinguishing symptoms require replacement of the corresponding parts: Torn, damaged, heavily damaged or corroded parts, leaks on coupling and / or plug parts.

Function test under maximum Max. operating pressure can be used to test the quick-connect coupling for possible malfunctions and leaks. During the testing and operating phase it must be ensured that the operating personnel work protected.

Replacement intervals for quick-connect couplings must, if available, be adapted to the state or technical standards. However, also operating experiential values, which result from the required operational safety and the conditions of use, such as downtimes, coupling frequency, Max. operating pressure and properties of the medium, are critical for establishing the replacement intervals.

Pulsating tool

When using pulsating tools it is recommended to observe the standard ISO 6150, § 7.1. It recommends installing a minimum 300 mm long, flexible hose between the pulsating tool and the quick-connect coupling. The oscillating forces are taken by the hose piece and thus increase the service life of the quick-connect coupling. No warranty can be made for couplings mounted directly on pulsating tools.

Flow direction

The recommended flow direction is from the coupling to the plug if nothing else is specified in the technical data sheet.



Application with hoses

When using hoses the permissible Max. operating pressure and the working temperature must absolutely be observed and suitable hose connections must be seen to.